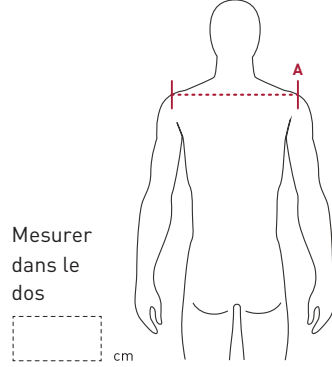


Nom / Prénom	Avez-vous une combinaison Marina? Oui <input type="checkbox"/> Non <input type="checkbox"/>	Ajustement de la combinaison
Taille cm Poids kg	Taille?	Slim <input type="checkbox"/>
Age	Mesures avec protège-côtes? (Karting) Oui <input type="checkbox"/> Non <input type="checkbox"/>	Droit <input type="checkbox"/>
		Large <input type="checkbox"/>

Un doute ?
Direction notre chaîne
YOUTUBE pour découvrir
notre tutoriel pour vous
aider dans la prise de vos
mesures !

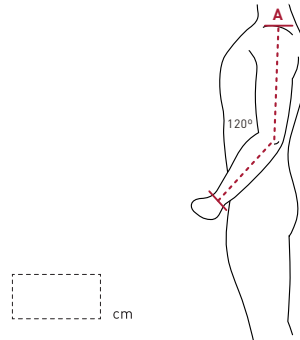


1. EPAULES

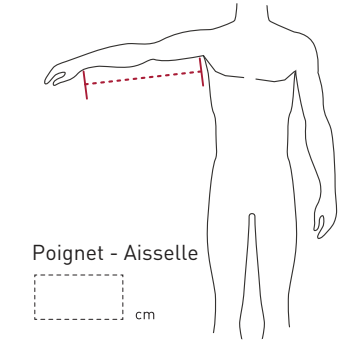


2. LONGUEUR DE MANCHES

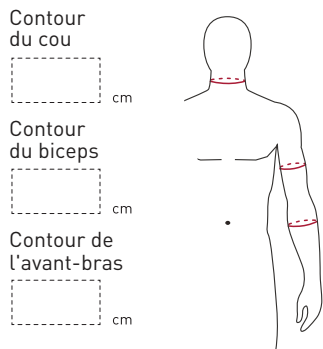
Prendre le même point que pour les épaules



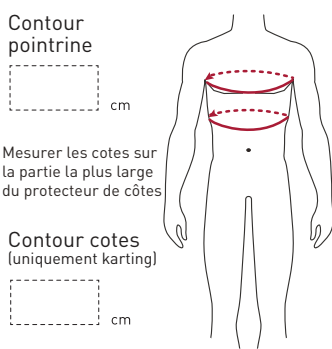
3. LONGUEUR INTERIEUR MANCHE



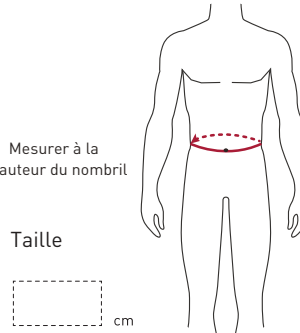
4. COU ET BRAS



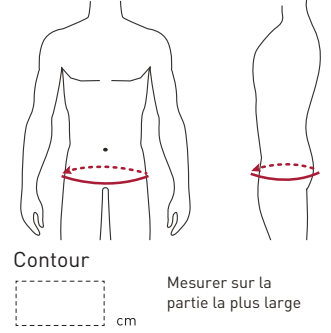
5. POITRINE ET COTES



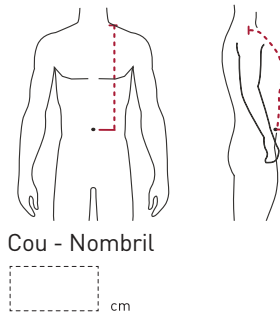
6. TAILLE



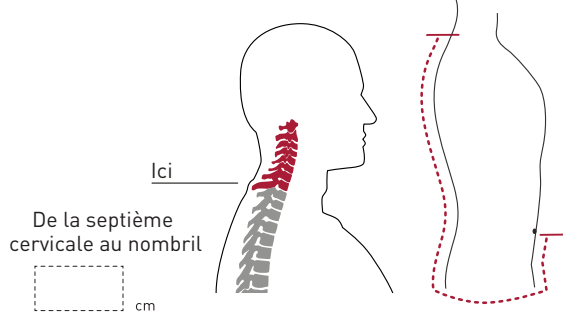
7. HANCHES



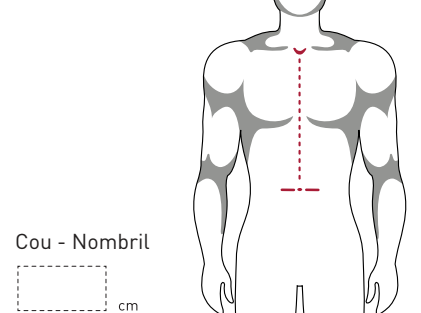
8. LONGUEUR DU TORS



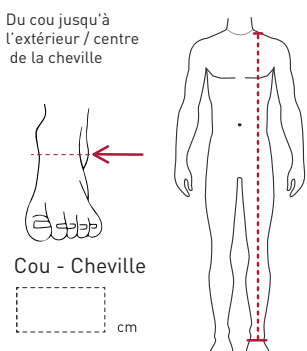
9. DOS + ENTREJAMBE



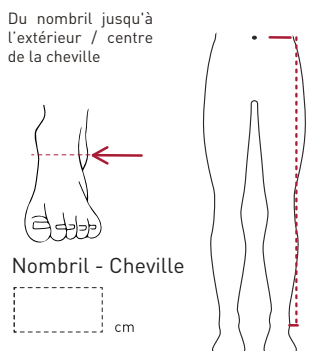
10. TORS



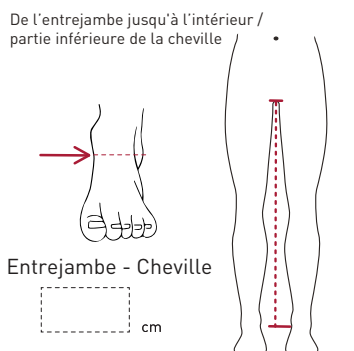
11. LONGUEUR TOTALE



12. JAMBE



13. JAMBE INTERIEURE



14. CONTOUR DE LA JAMBE

